



G3 Premium

COMPUS ABRAZIV



Descrierea produsului



G3 Premium Abrasive Compound este singurul compus care indeparteaza permanent P1500 sau alte pete fine de vopsea, lasa o suprafata curata si luciu final.

G3 Premium are caracteristici transparente care permit celui care il foloseste sa vada zona pe care lucreaza.

Pentru cele mai bune rezultate folositi un G Mop High Cut Foam de la 900 pana la 1300 rpm. De preferinta , pe culori inchise folositi-l cu un G Mop Finishing Foam. Acesta va indeparta orice urma de praf si impuritati lasand o suprafata lucioasa.

Informatii despre produs


Size	Code	CtnQty
500g	G3P506	12
1kg	G3P101	6

Utilizare

Pasul 1: **Taiere**



G Mop High Cut Foam
GMC618 (6" foam)
GMC818 (8" foam)



G Mop Flexible Back
 Plate pentru 6" Pads
GMB146 (14mm)
GMB586 (5/8")
GMB166 (16mm)



G Mop Flexible Back
 Plate pentru 8"
 Pads **GMB814**
 (14mm) **GMB858**
 (5/8") **GMB816**



Farécla Finishing Cloth
FC-3 (3 x laveta)

Pasul 2: **Finisare**



G Mop Finishing Foam
GMF301 (3" foam)
GMF601 (6" foam)
GMF801 (8" foam)



G Mop Flexible Back
 Plate for 6" Pads
GMB146 (14mm)
GMB586 (5/8")
GMB166 (16mm)



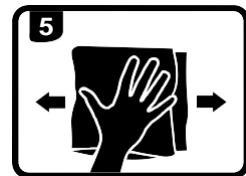
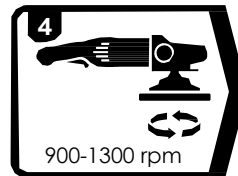
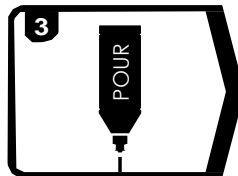

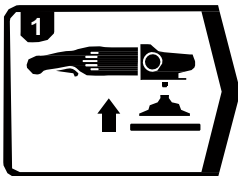
G Mop Flexible Back
 Plate for 8" Pads
GMB814 (14mm)
GMB858 (5/8")
GMB816 (16mm)



Farécla Finishing Cloth
FC-3 (3 x laveta)

Utilizare

Pentru Pasul 1 si pentru Pasul 2



Tip 2: **FINALIZAREA** (daca doriti) utilizati aceeasi pasi ca la Pasul 1 cu G Mop Finishing Foam (800 pana la 1100 rpm) si o cantitate mica de G3 Premium Abrasive Compound.

Informatii tehnice

Aspect: **Lichid de culoare alba**
 Viscositate: **Vascozitate medie**
 VOC Content: **109.6g /L:**
 Densitate relativa: **1.37**
 pH: **8-9**
 Compatibilitate : **Toate tipurile de vopsea**

Tip

Important la inceput este sa folositi un tampon, slefuiti suprafata cu Spurring Brush pentru a obtine rezultate optime.
 Curatati tamponul cu Spurring Brush.



Spurring Brush
1090005